

# QUARRY

15x15cm./20x20cm.

Naturales Natural Tiles







Red



Flame Red



Flame Brown



Black



NATURAL  
UNGLAZED



Características dimensionales  
Dimension tolerance

<1,25% -  
máx 2 mm.



Absorción de agua  
Water absorption

3<E≠6%



Coef. Dilatación termica lineal  
Linear thermal expansion coefficient

5,6x10<sup>-6</sup>xC<sup>-1</sup>



Resistencia a la flexión  
Breaking Strength

22 a 25 N/mm<sup>2</sup>



Resistencia a la abrasión profunda  
Resistance to deep abrasion

<393 mm<sup>3</sup>



Resistencia al rayado (método Mohs)  
Scratch hardness of surface (Mohs  
Method)

7



Resistencia a las manchas  
Resistance to stains

clase 5  
CLASS 5



Péndulo (CTE)  
Not required out of Spain

clase 3  
CLASS 3



A pie descalzo  
Barefoot slip resistance

C



A pie calzado  
Slip resistance with footwear

R11



Extrusión  
Extruded tiles

✓



Resistencia a la helada  
Frost resistance

✓



Resistencia al choque térmico  
Resistance to thermal shock

✓



Resistencia química  
Chemical resistance

✓


# QUARRY

15x15cm./ 20x20cm.

Colores / Colors



Quarry Red



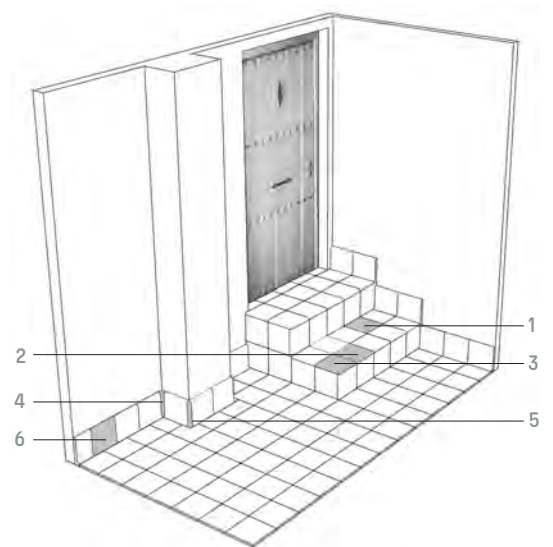
Quarry Flame Red



Quarry Black



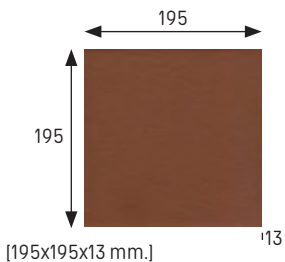
Quarry Flame Brown



- |                      |                    |                   |                |
|----------------------|--------------------|-------------------|----------------|
| 1 Base               | Tile               | 4 Ángulo interior | Internal angle |
| 2 Remate             | Edge               | 5 Ángulo exterior | External angle |
| 3 Esquina de peldaño | Stair-tread corner | 6 Rodapié         | Skirting board |

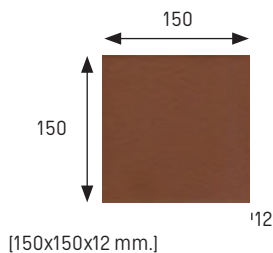
## Base 20x20 Tile 20x20

<b>Red</b>	Cod. 902652 · [MC475]
<b>Black</b>	Cod. 902651 · [MC600]
<b>Flame Brown</b>	Cod. 902650 · [MC475]



## Base 15x15 Tile 15x15

<b>Red</b>	Cod. 902481 · [MC580]
<b>Flame Red</b>	Cod. 902487 · [MC580]
<b>Flame Brown</b>	Cod. 902499 · [MC580]
<b>Black</b>	Cod. 902560 · [MC700]
<b>Black Anti-slip</b>	Cod. 902639 · [MC720]



	Espesor (mm) Thickness (mm)	U.M.*	U.M./caja U.M./box	U.M./Palet U.M./Pallet	Pzs./U.M. Pcs./U.M.	Pzs./caja Pcs/box	Kg./U.M. Kg./U.M.	Kg./caja Kg./box	Kg./Palet Kg./Pallet
<b>Base 20x20</b> Tile 20x20	13	m <sup>2</sup> sqm	0,84	50,4	25	21/20*	28,01	23,6	1349,5/1417*
<b>Base 15x15 Red / Flame red</b> Tile 15x15 Red / Flame red	12	m <sup>2</sup> sqm	0,55	46	42	23	25,9	14,2	1192
<b>Base 15x15 Black / Brown</b> Tile 15x15 Black / Brown	12	m <sup>2</sup> sqm	0,55	46	42	23	23,9	13,1	1100

\*Unidad de Medida. Los articulos medidos en M<sup>2</sup> o ML se sirven contando la junta normal entre piezas  
\*Unit of measure. Items measured in SQM or LM are delivered assuming average joint between pieces

\*Embalaje especial color Black  
\*Special packing Black colour







# QUARRY

Piezas especiales Special pieces

Colores / Colors



Red



Flame Red




Flame Brown



Black

## Remate/RE15 Edge 15


<b>Red</b>	Cod. 902482 · [PZ005]
<b>Flame Red</b>	Cod. 902488 · [PZ005]
<b>Flame Brown</b>	Cod. 902500 · [PZ005]
<b>Black</b>	Cod. 902561 · [PZ015]
<b>Black Anti-slip</b>	Cod. 902640 · [PZ020]



[150x150x12 mm.]

## Remate 20/RE20 Edge 20


<b>Red</b>	Cod. 902668 · [PZ010]
<b>Flame Brown</b>	Cod. 902667 · [PZ015]
<b>Black</b>	Cod. 902666 · [PZ030]



[195x195x13 mm.]

## Esquina/REX 15 Stair-tread corner 15


<b>Red</b>	Cod. 902483 · [PZ090]
<b>Flame Red</b>	Cod. 902489 · [PZ090]
<b>Flame Brown</b>	Cod. 902501 · [PZ090]
<b>Black</b>	Cod. 902562 · [PZ105]
<b>Black Anti-slip</b>	Cod. 902841 · [PZ125]



[150x150x12 mm.]

## Esquina/REX 20 Stair-tread corner 20


<b>Red</b>	Cod. 902665 · [PZ110]
<b>Flame Brown</b>	Cod. 902664 · [PZ110]
<b>Black</b>	Cod. 902663 · [PZ120]



[195x195x13 mm.]

## Rodapié 15 Skirting board 15


<b>Red</b>	Cod. 902484 · [PZ025]
<b>Flame Red</b>	Cod. 902490 · [PZ025]
<b>Flame Brown</b>	Cod. 902502 · [PZ025]
<b>Black</b>	Cod. 902563 · [PZ040]



[150x114(110)x20 mm.\*]

## Rodapié 20 Skirting board 20


<b>Red</b>	Cod. 902662 · [PZ040]
<b>Flame Brown</b>	Cod. 902661 · [PZ040]
<b>Black</b>	Cod. 902660 · [PZ060]



[195x114(110)x20 mm.]

## Ángulo interior Internal angle

<b>Red</b>	Cod. 902485 · [PZ090]
<b>Flame Brown</b>	Cod. 902497 · [PZ090]
<b>Black</b>	Cod. 902664 · [PZ105]



[114(110)x20x20 mm.\*]

## Ángulo exterior External angle

<b>Red</b>	Cod. 902486 · [PZ090]
<b>Flame Brown</b>	Cod. 902498 · [PZ090]
<b>Black</b>	Cod. 902565 · [PZ105]



[114(110)x20x20 mm.\*]

Anchura recomendada de la junta de colocación: 6 - 8 mm  
A 6 - 8 mm wide installation joint is recommended.

(\*) Entre paréntesis las medidas especiales del color Rojo  
(\*) In brackets special sizes for Rojo colour

Red 20x20

	Espesor (mm) Thickness (mm)	U.M.*	U.M./caja U.M./box	U.M./Palet U.M./Pallet	Pzs./U.M. Pcs./U.M.	Pzs./caja Pcs./box	Kg./U.M. Kg./U.M.	Kg./caja Kg./box	Kg./Palet Kg./Pallet
<b>Remate/RE15</b> Edge	12	Pz. Pc.	23	1932	1	23	0,59	13,57	1140
<b>Remate/RE20</b> Edge	13	Pz. Pc.	20	1200	1	20	1,22	24,4	1464
<b>Esquina/REX15 Red y Flame red</b> Red and Flame red corner	12	Pz. Pc.	23	1932	1	23	0,59	13,57	1178
<b>Esquina/REX15 Black y Brown</b> Black and Brown red corner	12	Pz. Pc.	23	1932	1	23	0,54	12,42	1043
<b>Esquina/REX20</b> Corner	13	Pz. Pc.	20	1200	1	20	1,22	24,4	1464
<b>Rodapié 15 Red y Flame red</b> Red and Flame red skirting board	12	Pz. Pc.	32	1280	1	32	0,50	16,00	640
<b>Rodapié 15 Black y Brown</b> Black and Brown skirting board	12	Pz. Pc.	32	1280	1	32	0,48	15,36	614,4
<b>Rodapié 20 Red</b> Red skirting board 20	14	Pz. Pc.	26	1040	1	26	0,64	16,64	665,6
<b>Ángulo interior Red</b> Red internal angle	12	Pz. Pc.	24	2688	1	24	0,12	2,88	322,5
<b>Ángulo interior Black, Flame brown</b> Black, Flame brown and Natural Flame internal angle	12	Pz. Pc.	24	2688	1	24	0,12	2,88	322,5
<b>Ángulo exterior Red y Flame red</b> Red and Flame red external angle	12	Pz. Pc.	30	3360	1	30	0,05	1,5	168
<b>Ángulo exterior Black, Flame brown</b> Black, Flame brown and Natural Flame external angle	12	Pz. Pc.	30	3360	1	30	0,05	1,5	168

\*Unidad de Medida. Los artículos medidos en M<sup>2</sup> o ML se sirven contando la junta normal entre piezas

\*Unit of measure. Items measured in SQM or LM are delivered assuming average joint between pieces